



# UL 60320-3

## STANDARD FOR SAFETY

Appliance Couplers for Household and Similar General Purposes – Part 3:  
Standard Sheets and Gauges

ULNORM.COM : Click to view the full PDF of UL 60320-3 2022

[ULNORM.COM](https://www.ulnorm.com) : Click to view the full PDF of UL 60320-3 2022

UL Standard for Safety for Appliance Couplers for Household and Similar General Purposes – Part 3:  
Standard Sheets and Gauges, UL 60320-3

First Edition, Dated February 15, 2019

### **Summary of Topics**

***This revision of ANSI/UL 60320-3 dated March 25, 2022 revisions to the Standard Sheet 18 Drawing to align with the IEC updates.***

***ANSI/UL 60320-3 is an adoption IEC 60320-3, First Edition issued October 2014. Please note that the National Difference document incorporates all of the U.S. national differences for UL 60320-3.***

Text that has been changed in any manner or impacted by UL's electronic publishing system is marked with a vertical line in the margin.

The new requirements are substantially in accordance with Proposal(s) on this subject dated November 12, 2021.

All rights reserved. No part of this publication may be reproduced, stored in a retrieval system, or transmitted in any form by any means, electronic, mechanical photocopying, recording, or otherwise without prior permission of UL.

UL provides this Standard "as is" without warranty of any kind, either expressed or implied, including but not limited to, the implied warranties of merchantability or fitness for any purpose.

In no event will UL be liable for any special, incidental, consequential, indirect or similar damages, including loss of profits, lost savings, loss of data, or any other damages arising out of the use of or the inability to use this Standard, even if UL or an authorized UL representative has been advised of the possibility of such damage. In no event shall UL's liability for any damage ever exceed the price paid for this Standard, regardless of the form of the claim.

Users of the electronic versions of UL's Standards for Safety agree to defend, indemnify, and hold UL harmless from and against any loss, expense, liability, damage, claim, or judgment (including reasonable attorney's fees) resulting from any error or deviation introduced while purchaser is storing an electronic Standard on the purchaser's computer system.

No Text on This Page

[ULNORM.COM](https://ULNORM.COM) : Click to view the full PDF of UL 60320-3 2022



CSA Group  
CSA C22.2 No. 60320-3:19  
First Edition  
(IEC 60320-3:2014, MOD)



Underwriters Laboratories Inc.  
UL 60320-3  
First Edition

## Appliance Couplers for Household and Similar General Purposes – Part 3: Standard Sheets and Gauges

February 15, 2019

(Title Page Reprinted: March 25, 2022)

This national standard is based on publication IEC 60320-3, First Edition (2014).

ULNORM.COM : Click to view the full PDF of UL 60320-3 2022



ANSI/UL 60320-3-2022



## Commitment for Amendments

This standard is issued jointly by the the Canadian Standards Association (operating as “CSA Group”) and Underwriters Laboratories Inc. (UL). Comments or proposals for revisions on any part of the standard may be submitted to CSA Group or UL at anytime. Revisions to this standard will be made only after processing according to the standards development procedures of CSA Group and UL. CSA Group and UL will issue revisions to this standard by means of a new edition or revised or additional pages bearing their date of issue.

---

## ISBN 978-1-4883-1685-2 © 2019 Canadian Standards Association

All rights reserved. No part of this publication may be reproduced in any form whatsoever without the prior permission of the publisher.

This Standard is subject to review within five years from the date of publication, and suggestions for its improvement will be referred to the appropriate committee. The technical content of IEC and ISO publications is kept under constant review by IEC and ISO. To submit a proposal for change, please send the following information to [inquiries@csagroup.org](mailto:inquiries@csagroup.org) and include "Proposal for change" in the subject line: Standard designation (number); relevant clause, table, and/or figure number; wording of the proposed change; and rationale for the change.

To purchase CSA Group Standards and related publications, visit CSA Group's Online Store at [www.csagroup.org/store/](http://www.csagroup.org/store/) or call toll-free 1-800-463-6727 or 416-747-4044.

---

## Copyright © 2022 Underwriters Laboratories Inc.

UL's Standards for Safety are copyrighted by UL. Neither a printed nor electronic copy of a Standard should be altered in any way. All of UL's Standards and all copyrights, ownerships, and rights regarding those Standards shall remain the sole and exclusive property of UL.

This ANSI/UL Standard for Safety consists of the First Edition including revisions through March 25, 2022.

The most recent designation of ANSI/UL 60320-3 as an American National Standard (ANSI) occurred on March 25, 2022. ANSI approval for a standard does not include the Cover Page, Transmittal Pages, Title Page (front and back), or the Preface. The National Difference Page and IEC Foreword are also excluded from the ANSI approval of IEC-based standards.

Comments or proposals for revisions on any part of the Standard may be submitted to UL at any time. Proposals should be submitted via a Proposal Request in UL's On-Line Collaborative Standards Development System (CSDS) at <https://csds.ul.com>.

To purchase UL Standards, visit UL's Standards Sales Site at <http://www.shopulstandards.com/HowToOrder.aspx> or call toll-free 1-888-853-3503.

---

## CONTENTS

Preface .....	9
NATIONAL DIFFERENCES .....	11
FOREWORD .....	13
1 Scope .....	15
1DV Modify Clause 1 by replacing the first sentence with the following: .....	15
2 Normative references .....	15
2DV Modify Clause 2 by replacing the IEC reference with the following: .....	15
3 Terms and definitions.....	15
3DV Modify Clause 3 by replacing it with the following:.....	15
4 General requirements.....	16
Table 1DV Modify Table 1 by replacing it with Table 1DV: .....	18
Table 2DV Modify Table 2 by replacing it with Table 2DV: .....	21
5 Standard sheets for appliance couplers .....	22
5.1 General .....	22
5.1DV Modify Clause 5.1 by replacing the first sentence with the following: .....	22
5.2 Position of switch cams .....	22
6 Gauges .....	23
6.1 General .....	23
6.2 Distance to the point of first contact.....	23
6.3 "GO" gauge for connectors to standard sheet <a href="#">C1</a> .....	23
6.4 "GO" gauge for connectors to standard sheet <a href="#">C5</a> .....	24
6.5 "GO" -gauge for connectors to standard sheet <a href="#">C7</a> .....	25
6.6 "GO" -gauge for side-entry connectors to standard sheet <a href="#">C7</a> .....	25
6.7 "NOT-GO" gauge for connectors to standard sheets <a href="#">C1</a> .....	26
6.8 "NOT-GO" gauge for connectors to standard sheets <a href="#">C1</a> , <a href="#">C5</a> and <a href="#">C7</a> .....	27
6.9 "NOT-GO" gauge for connectors to standard sheets <a href="#">C1</a> and <a href="#">C7</a> .....	28
6.10 Blades for checking the resistance against deformation of the front part of the connector to standard sheet <a href="#">C7</a> .....	29
6.11 "NOT-GO" gauge for appliance inlets to standard sheets <a href="#">C8</a> , <a href="#">C8A</a> and <a href="#">C8B</a> .....	30
6.12 "GO" gauge for connectors to standard sheet <a href="#">C9</a> .....	31
6.13 "NOT-GO" gauge for connectors to standard sheet <a href="#">C9</a> .....	32
6.14 "GO" gauge for appliance inlets to standard sheets <a href="#">C10</a> .....	33
6.15 "GO" gauge for connectors to standard sheet <a href="#">C13</a> .....	35
6.16 "NOT-GO" gauge for connectors to standard sheets <a href="#">C13</a> and <a href="#">C17</a> .....	36
6.17 "GO" gauge for appliance inlets to standard sheets <a href="#">C14</a> , <a href="#">C16</a> and <a href="#">C18</a> .....	37
6.18 "GO" gauge for connectors to standard sheet <a href="#">C15</a> .....	37
6.19 "GO" gauge for connectors to standard sheet <a href="#">C17</a> .....	38
6.20 "GO" gauge for connectors to standard sheet <a href="#">C19</a> .....	40
6.21 "GO" gauge for appliance inlets to standard sheets <a href="#">C20</a> and <a href="#">C24</a> .....	40
6.22 "GO" gauge for connectors to standard sheet <a href="#">C21</a> .....	41
6.23 "GO" gauge for appliance inlets to standard sheet <a href="#">C22</a> .....	42
6.24 "GO" gauge for connectors to standard sheet <a href="#">C23</a> .....	43
6.25 "NOT-GO" gauge for connectors to standard sheets <a href="#">C13</a> , <a href="#">C15</a> and <a href="#">C17</a> .....	44
6.26 "GO" gauge for connectors to standard sheet <a href="#">C15A</a> .....	45
6.27 "GO" gauge for appliance inlets to standard sheet <a href="#">C16A</a> .....	46
6.28 "GO" gauge for appliance outlets to standard sheet <a href="#">F</a> .....	47
6.29 "GO" gauge for appliance outlets to standard sheet <a href="#">H</a> .....	48
6.30 "GO" gauge for appliance outlets to standard sheet <a href="#">J</a> .....	49
6.31 "GO" gauge for appliance outlets to standard sheet <a href="#">L</a> .....	50

6.32 Gauges for checking the distance from the engagement face of connectors and appliance outlets to the point of first contact.....	51
<b>Standard sheet C1 Connector for 0,2 A / 250 V for use in class II equipment in cold conditions (non-rewirable only)</b>	
C1DV Modify by replacing the title as follows:.....	53
<b>Standard sheet C2 Appliance inlet 0,2 A / 250 V for class II equipment in cold conditions</b>	
C2DV Modify by replacing the title as follows:.....	55
<b>Standard sheet C5 Connector for 2,5 A / 250 V for use in class I equipment in cold conditions (non-rewirable only)</b>	
C5DV Modify by replacing the title as follows:.....	56
<b>Standard sheet C6 Appliance inlet 2,5 A / 250 V for class I equipment in cold conditions</b>	
C6DV Modify by replacing the title as follows:.....	58
<b>Standard sheet C7 Connector for 2,5 A / 250 V for use in class II equipment in cold conditions (non-rewirable only)</b>	
C7DV.1 Modify by replacing the title as follows:.....	60
C7DV.2 Modify Standard sheet C7 by replacing the fourth paragraph with the following:.....	60
<b>Standard sheet C8 Appliance inlet 2,5 A / 250 V for class II equipment in cold conditions</b>	
C8DV Modify by replacing the title as follows:.....	62
<b>Standard sheet C8A Appliance inlet 2,5 A / 250 V for class II equipment in cold conditions</b>	
C8ADV Modify by replacing the title as follows: .....	63
<b>Standard sheet C8B Appliance inlet 2,5 A / 250 V for class II equipment in cold conditions – for alternative connection of the equipment to two different main voltages</b>	
C8BDV Modify by replacing the title as follows: .....	64
<b>Standard sheet C9 Connector for 6 A / 250 V for use in class II equipment in cold conditions(non-rewirable only)</b>	
<b>Standard sheet C10 Appliance inlet 6 A / 250 V for class II equipment in cold conditions</b>	
<b>Standard sheet C13 Connector for 10 A / 250 V for use in class I equipment in cold conditions</b>	
C13DV Modify by replacing the title as follows:.....	68
<b>Standard sheet C14 Appliance inlet 10 A / 250 V for class I equipment in cold conditions</b>	

C14DV Modify by replacing the title as follows:.....	69
<b>Standard sheet C15 Connector for 10 A / 250 V for use in class I equipment in hot conditions</b>	
C15DV Modify by replacing the title as follows:.....	71
<b>Standard sheet C15A Connector for 10 A / 250 V for use in class I equipment in very hot conditions</b>	
C15ADV Modify by replacing the title as follows:.....	73
<b>Standard sheet C16 Appliance inlet 10 A / 250 V for class I equipment in hot conditions</b>	
C16DV Modify by replacing the title as follows:.....	75
<b>Standard sheet C16A Appliance inlet 10 A / 250 V for class I equipment in very hot conditions</b>	
C16ADV Modify by replacing the title as follows:.....	77
<b>Standard sheet C17 Connector for 10 A / 250 V for use in class II equipment in cold conditions(non-rewirable only)</b>	
C17DV Modify by replacing the title as follows:.....	79
<b>Standard sheet C18 Appliance inlet 10 A / 250 V for class II equipment in cold conditions</b>	
C18DV Modify by replacing the title as follows:.....	81
<b>Standard sheet C19 Connector for 16 A / 250 V for use in class I equipment in cold conditions</b>	
C19DV Modify by replacing the title as follows:.....	83
<b>Standard sheet C20 Appliance inlet 16 A / 250 V for class I equipment in cold conditions</b>	
C20DV Modify by replacing the title as follows:.....	84
<b>Standard sheet C21 Connector for 16 A / 250 V for use in class I equipment in very hot conditions</b>	
C21DV Modify by replacing the title as follows:.....	85
<b>Standard sheet C22 Appliance inlet 16 A / 250 V for class I equipment in very hot conditions</b>	
C22DV Modify by replacing the title as follows:.....	87
<b>Standard sheet C23 Connector for 16 A / 250 V for use in class II equipment in cold conditions (non-rewirable only)</b>	
C23DV Modify by replacing the title as follows:.....	89
<b>Standard sheet C24 Appliance inlet 16 A / 250 V for class II equipment in cold conditions</b>	
C24DV Modify by replacing the title as follows:.....	90

**Standard sheet C25 Provision for retaining devices****Standard sheet A Plug connector for 2,5 A / 250 V for use in class I equipment in cold conditions (non-rewirable only)**

ADV Modify by replacing the title as follows:..... 93

**Standard sheet B Appliance outlet 2,5 A / 250 V for class I equipment in cold conditions**

BDV Modify by replacing the title as follows:..... 95

**Standard sheet C Plug connector for 2,5 A / 250 V for use in class II equipment in cold conditions (non-rewirable only)**

CDV Modify by replacing the title as follows:..... 97

**Standard sheet D Appliance outlet 2,5 A / 250 V for class II equipment in cold conditions**

DDV Modify by replacing the title as follows:..... 99

**Standard sheet E Plug connector for 10 A / 250 V for use in class I equipment in cold conditions**

EDV Modify by replacing the title as follows:..... 101

**Standard sheet F Appliance outlet 10 A / 250 V for class I equipment in cold conditions**

FDV Modify by replacing the title as follows:..... 102

**Standard sheet G Plug connector for 10 A / 250 V for use in class II equipment in cold conditions (non-rewirable only)**

GDV Modify by replacing the title as follows:..... 103

**Standard sheet H Appliance outlet 10 A / 250 V for class II equipment in cold conditions**

HDV Modify by replacing the title as follows:..... 105

**Standard sheet I Plug connector for 16 A / 250 V for use in class I equipment in cold conditions**

IDV Modify by replacing the title as follows:..... 106

**Standard sheet J Appliance outlet 16 A / 250 V for class I equipment in cold conditions**

JDV Modify by replacing the title as follows:..... 108

**Standard sheet K Plug connector for 16 A / 250 V for use in class II equipment in cold conditions (non-rewirable only)**

KDV Modify by replacing the title as follows:..... 109

**Standard sheet L Appliance outlet 16 A / 250 V for class II equipment in cold conditions**

LDV Modify by replacing the title as follows: ..... 111

**Bibliography**

ULNORM.COM : Click to view the full PDF of UL 60320-3 2022

No Text on This Page

[ULNORM.COM](https://www.ulnorm.com) : Click to view the full PDF of UL 60320-3 2022

## Preface

This is the harmonized CSA Group and UL standard for Appliance Couplers for Household and Similar General Purposes – Part 3: Standard Sheets and Gauges. It is the first edition of CSA C22.2 No. 60320-3, and the first edition of UL 60320-3. This harmonized standard has been jointly revised on March 25, 2022. For this purpose, CSA Group and UL are issuing revision pages dated March 25, 2022.

This harmonized standard is based on IEC Publication 60320-3: first edition, Appliance Couplers for Household and Similar General Purposes – Part 3: Standard Sheets and Gauges issued October 2014. IEC 60320-3 is copyrighted by the IEC.

This harmonized standard was prepared by the CSA Group and Underwriters Laboratories Inc. (UL). The efforts and support of the Technical Harmonization Subcommittee, [THSC 23BC-9, Appliance Couplers] on the Harmonization of Electrotechnical Standards of the Nations of the Americas (CANENA), are gratefully acknowledged.

This standard is considered suitable for use for conformity assessment within the stated scope of the standard.

This standard was reviewed by the CSA Integrated Committee on Wiring Devices, under the jurisdiction of the CSA Technical Committee on Wiring Products and the CSA Strategic Steering Committee on Requirements for Electrical Safety, and has been formally approved by the CSA Technical Committee. This standard has been developed in compliance with Standards Council of Canada requirements for National Standards of Canada. It has been published as a National Standard of Canada by CSA Group.

## Application of Standard

Where reference is made to a specific number of samples to be tested, the specified number is to be considered a minimum quantity.

Note: Although the intended primary application of this standard is stated in its scope, it is important to note that it remains the responsibility of the users of the standard to judge its suitability for their particular purpose.

## Level of Harmonization

This standard adopts the IEC text with national differences.

This standard is published as an equivalent standard for CSA Group and UL.

An equivalent standard is a standard that is substantially the same in technical content, except as follows: Technical national differences are allowed for codes and governmental regulations as well as those recognized as being in accordance with NAFTA Article 905, for example, because of fundamental climatic, geographical, technological, or infrastructural factors, scientific justification, or the level of protection that the country considers appropriate. Presentation is word for word except for editorial changes.

All national differences from the IEC text are included in the CSA Group and UL versions of the standard. While the technical content is the same in each organization's version, the format and presentation may differ.

## Interpretations

The interpretation by the standards development organization of an identical or equivalent standard is based on the literal text to determine compliance with the standard in accordance with the procedural rules

of the standards development organization. If more than one interpretation of the literal text has been identified, a revision is to be proposed as soon as possible to each of the standards development organizations to more accurately reflect the intent.

### **IEC Copyright**

For CSA Group, the text, figures, and tables of International Electrotechnical Commission Publication 60320-3 Appliance Couplers for Household and Similar General Purposes – Part 3: Standard Sheets and Gauges, copyright 2014, are used in this standard with the consent of the International Electrotechnical Commission. The IEC Foreword is not a part of the requirements of this standard but is included for information purposes only.

These materials are subject to copyright claims of IEC and UL. No part of this publication may be reproduced in any form, including an electronic retrieval system, without the prior written permission of UL. All requests pertaining to the Appliance Couplers for Household and Similar General Purposes – Part 3: Standard Sheets and Gauges UL 60320-3 Standard should be submitted to UL.

ULNORM.COM : Click to view the full PDF of UL 60320-3:2022

## NATIONAL DIFFERENCES

National Differences from the text of International Electrotechnical Commission (IEC) Publication 60320-3, Appliance Couplers for Household and Similar General Purposes – Part 3: Standard Sheets and Gauges, copyright 2014 are indicated by notations (differences) and are presented in bold text.

There are five types of National Differences as noted below. The difference type is noted on the first line of the National Difference in the standard. The standard may not include all types of these National Differences.

**DR** – These are National Differences based on the **national regulatory requirements**.

**D1** – These are National Differences which are based on **basic safety principles and requirements**, elimination of which would compromise safety for consumers and users of products.

**D2** – These are National Differences from IEC requirements based on existing **safety practices**. These requirements reflect national safety practices, where empirical substantiation (for the IEC or national requirement) is not available or the text has not been included in the IEC standard.

**DC** – These are National Differences based on the **component standards** and will not be deleted until a particular component standard is harmonized with the IEC component standard.

**DE** – These are National Differences based on **editorial comments or corrections**.

Each national difference contains a description of what the national difference entails. Typically one of the following words is used to explain how the text of the national difference is to be applied to the base IEC text:

**Addition / Add** - An addition entails adding a complete new numbered clause, subclause, table, figure, or annex. Addition is not meant to include adding select words to the base IEC text.

**Modification / Modify** - A modification is an altering of the existing base IEC text such as the addition, replacement or deletion of certain words or the replacement of an entire clause, subclause, table, figure, or annex of the base IEC text.

**Deletion / Delete** - A deletion entails complete deletion of an entire numbered clause, subclause, table, figure, or annex without any replacement text.

No Text on This Page

[ULNORM.COM](https://www.ulnorm.com) : Click to view the full PDF of UL 60320-3 2022

# FOREWORD

## INTERNATIONAL ELECTROTECHNICAL COMMISSION

### APPLIANCE COUPLERS FOR HOUSEHOLD AND SIMILAR GENERAL PURPOSES – Part 3: Standard sheets and gauges

1) The International Electrotechnical Commission (IEC) is a worldwide organization for standardization comprising all national electrotechnical committees (IEC National Committees). The object of IEC is to promote international co-operation on all questions concerning standardization in the electrical and electronic fields. To this end and in addition to other activities, IEC publishes International Standards, Technical Specifications, Technical Reports, Publicly Available Specifications (PAS) and Guides (hereafter referred to as "IEC Publication(s)"). Their preparation is entrusted to technical committees; any IEC National Committee interested in the subject dealt with may participate in this preparatory work. International, governmental and non-governmental organizations liaising with the IEC also participate in this preparation. IEC collaborates closely with the International Organization for Standardization (ISO) in accordance with conditions determined by agreement between the two organizations.

2) The formal decisions or agreements of IEC on technical matters express, as nearly as possible, an international consensus of opinion on the relevant subjects since each technical committee has representation from all interested IEC National Committees.

3) IEC Publications have the form of recommendations for international use and are accepted by IEC National Committees in that sense. While all reasonable efforts are made to ensure that the technical content of IEC Publications is accurate, IEC cannot be held responsible for the way in which they are used or for any misinterpretation by any end user.

4) In order to promote international uniformity, IEC National Committees undertake to apply IEC Publications transparently to the maximum extent possible in their national and regional publications. Any divergence between any IEC Publication and the corresponding national or regional publication shall be clearly indicated in the latter.

5) IEC itself does not provide any attestation of conformity. Independent certification bodies provide conformity assessment services and, in some areas, access to IEC marks of conformity. IEC is not responsible for any services carried out by independent certification bodies.

6) All users should ensure that they have the latest edition of this publication.

7) No liability shall attach to IEC or its directors, employees, servants or agents including individual experts and members of its technical committees and IEC National Committees for any personal injury, property damage or other damage of any nature whatsoever, whether direct or indirect, or for costs (including legal fees) and expenses arising out of the publication, use of, or reliance upon, this IEC Publication or any other IEC Publications.

8) Attention is drawn to the Normative references cited in this publication. Use of the referenced publications is indispensable for the correct application of this publication.

9) Attention is drawn to the possibility that some of the elements of this IEC Publication may be the subject of patent rights. IEC shall not be held responsible for identifying any or all such patent rights.

International Standard IEC 60320-3 has been prepared by subcommittee 23G: Appliance couplers, of IEC technical committee 23: Electrical accessories.

The text of this standard is based on the following documents:

FDIS	Report on voting
23G/336/FDIS	23G/338/RVD

Full information on the voting for the approval of this standard can be found in the report on voting indicated in the above table.

This publication has been drafted in accordance with the ISO/IEC Directives, Part 2.

A list of all the parts in the IEC 60320 series, under the general title *Appliance couplers for household and similar general purposes*, can be found on the IEC website.

This part is to be used in conjunction with IEC 60320-1.

The committee has decided that the contents of this publication will remain unchanged until the stability date indicated on the IEC web site under "<http://webstore.iec.ch>" in the data related to the specific publication. At this date, the publication will be

- reconfirmed,
- withdrawn,
- replaced by a revised edition, or
- amended.

**101DV DE Modification: Add the following to the IEC Foreword:**

The numbering system in the standard uses a space instead of a comma to indicate thousands and uses a comma instead of a period to indicate a decimal point. For example, 1 000 means 1,000 and 1,01 means 1.01.

ULNORM.COM : Click to view the full PDF of UL 60320-3 2022

# APPLIANCE COUPLERS FOR HOUSEHOLD AND SIMILAR GENERAL PURPOSES – Part 3: Standard sheets and gauges

## 1 Scope

This part of the IEC 60320 sets the dimensions for appliance couplers for two poles and two poles with earth contact

- for the connection of electrical devices for household and similar onto the mains supply and
- for the interconnection of the electrical supply to appliance or equipment
- and dimensions for gauges.

**1DV D1 Modify Clause 1 by replacing the first sentence with the following:**

**CSA-C22.2 No. 60320-3/UL 60320-3 sets the dimensions for appliance couplers for two poles and two poles with earth contact**

## 2 Normative references

The following documents, in whole or in part, are normatively referenced in this document and are indispensable for its application. For dated references, only the edition cited applies. For undated references, the latest edition of the referenced document (including any amendments) applies.

IEC 60320-1:–, *Appliance couplers for household and similar general purposes – Part 1: General requirements*

**2DV D1 Modify Clause 2 by replacing the IEC reference with the following:**

**UL 60320-1:–, *Appliance couplers for household and similar general purposes – Part 1: General requirements***

**CSA-C22.2 No. 60320-1:–, *Appliance couplers for household and similar general purposes – Part 1: General requirements***

## 3 Terms and definitions

For the purposes of this document, the terms and definitions given in IEC 60320-1 apply.

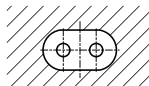

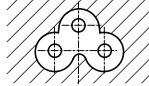

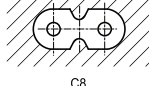

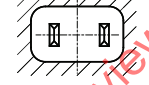

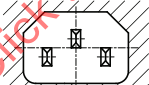

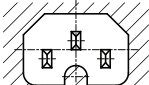

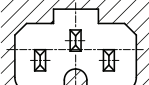

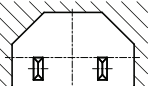

**3DV D1 Modify Clause 3 by replacing it with the following:**

**For the purposes of this document, the terms and definitions given in CSA-C22.2 No. 60320-1/UL 60320-1 apply.**

4 General requirements

The general requirements for connecting appliance couplers to the electrical mains supply are detailed in .

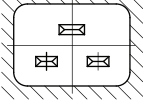
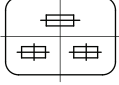
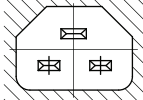
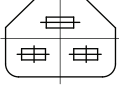
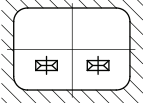
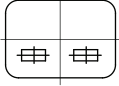
**Table 1**  
**Appliance couplers C1 up to C24 – Standard sheets**

Rated current of appliance coupler A	Class of equipment	Maximum pin temperature of appliance inlet °C	APPLIANCE COUPLER		Type of cord		
			Number of standard sheet for:		Rewirable construction allowed	Lightest type allowed	Minimum cross-section mm <sup>2</sup>
			appliance inlet	connector			
0,2	II	70	 C2	 C1	No	60227 IEC 41	0,75 <sup>a</sup>
2,5	I	70	 C6	 C5	No	60227 IEC 52	0,75
2,5	II	70	 C8	 C7	No	60227 IEC 52	0,75 <sup>b</sup>
6	II	70	 C10	 C9	No	60227 IEC 52	0,75
10	I	70	 C14	 C13	Yes	60227 IEC 53 or 60245 IEC 53	0,75 <sup>c</sup>
10	I	120	 C16	 C15	Yes	60245 IEC 53 or 60245 IEC 89	0,75 <sup>c</sup>
10	I	155	 C16A	 C15A	Yes	60245 IEC 53 or 60245 IEC 89	0,75 <sup>c</sup>
10	II	70	 C18	 C17	No	60227 IEC 53 or 60245 IEC 53	0,75 <sup>c</sup>

su2794

Table 1 (continued)

Table 1 (continued)

Rated current of appliance coupler A	Class of equipment	Maximum pin temperature of appliance inlet °C	APPLIANCE COUPLER		Type of cord		
			Number of standard sheet for:		Rewirable construction allowed	Lightest type allowed	Minimum cross-section mm <sup>2</sup>
			appliance inlet	connector			
16	I	70			Yes	60227 IEC 53 or 60245 IEC 53	1 <sup>c</sup>
16	I	155			Yes	60245 IEC 53 or 60245 IEC 89	1 <sup>c</sup>
16	II	70			No	60227 IEC 53 or 60245 IEC 53	1 <sup>c</sup>

<sup>a</sup> Only for small hand-held appliances, in length not exceeding 2 m, if allowed by the relevant appliance standard.

<sup>b</sup> 0,5 mm<sup>2</sup> is allowed for lengths not exceeding 2 m.

<sup>c</sup> If the cord has a length exceeding 2 m or is of the retractable coiled (pre-coiled) type, nominal cross-sectional areas shall be

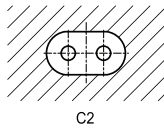
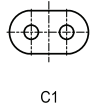
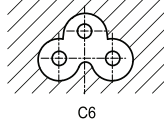
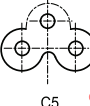
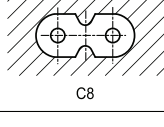
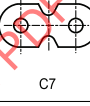
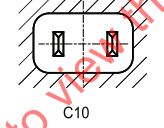
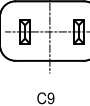
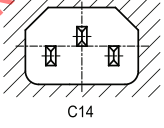
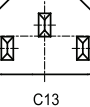
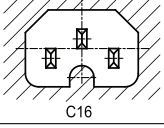
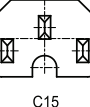
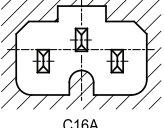
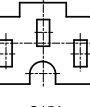
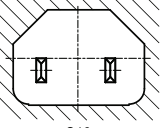
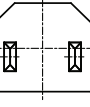
- 1 mm<sup>2</sup> for 10 A connectors.
- 1,5 mm<sup>2</sup> for 16 A connectors.

su0513a

ULNORM.COM : Click to view the full PDF of UL 60320-3:2022

Table 1DV D1 Modify Table 1 by replacing it with Table 1DV:

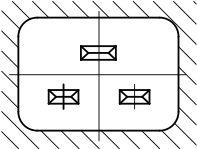
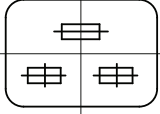
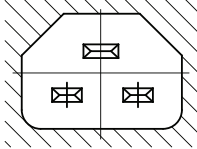
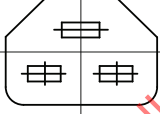
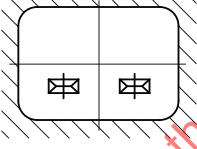
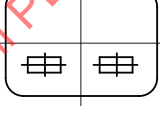
**Table 1DV**  
**Appliance couplers C1 up to C24 – Standard sheets**

Configuration No.	Class Reference (IEC reference not applicable in North America)	Pin temperature reference °C (IEC reference not applicable in North America)	APPLIANCE COUPLER		North American Electrical Rating		
			Number of standard sheet for: appliance inlet	connector	Non-rewirable connector	Rewirable connector	Inlet
C1 <sup>a</sup> , C2 <sup>a</sup>	II	70	 C2	 C1	0.2A, 125V Or 0.2A, 250V	N/A	0.2A, 125V
C5, C6	I	70	 C6	 C5	7A, 125V	N/A	7A, 125V
C7, C8	II	70	 C8	 C7	Or 2.5A, 250V		Or 2.5A, 250V
C9, C10	II	70	 C10	 C9	6A, 250V	N/A	6A, 250V
C13, C14	I	70	 C14	 C13	15A, 125V	15A, 250V	15A, 250V
C15, C16	I	120	 C16	 C15	Or 15A, 250V		
C15A, C16A	I	155	 C16A	 C15A	15A, 125V Or 15A, 250V	15A, 250V	15A, 250V
C17, C18	II	70	 C18	 C17	15A, 125V Or 15A, 250V	N/A	15A, 250V

su2794b

Table 1DV (continued)

Table 1DV (continued)

Configuration No.	Class Reference (IEC reference not applicable in North America)	Pin temperature reference °C (IEC reference not applicable in North America)	APPLIANCE COUPLER		North American Electrical Rating		
			Number of standard sheet for:		Non-rewirable connector	Rewirable connector	Inlet
appliance inlet	connector						
C19, C20	I	70			20A, 125V Or 20A, 250V	20A, 250V	20A, 250V
C21, C22	I	155			20A, 125V Or 20A, 250V	20A, 125V	20A, 250V
C23, C24	II	70			20A, 125V Or 20A, 250V	N/A	20A, 250V
<p><sup>a</sup> Only for small hand-held appliances, in length not exceeding 2 m, if allowed by the relevant appliance standard.</p>							

su0513b

ULNORM.COM : Click to view the full PDF of UL 60320-3 2022